

# Super Slim LED Power Supply

## CV Version



### Reliable Technical Data

- Rated Input Voltage:200-240VAC
- Input Frequency:50Hz
- Output Power:30W
- Body:PC
- Open Circuit;Short Circuit;Over Load;
- Over Heat Protection




- Safety According to EN61347-1,EN61347-2-13
- EMI According to EN55015
- EMF According to EN62493-2010
- EMS According to EN61000-3-2;EN61000-3-3;EN61547
- Approbation Mark:CE ROHS;TUV;C-Tick

## CC Version



### Dimension in mm



### Characteristics

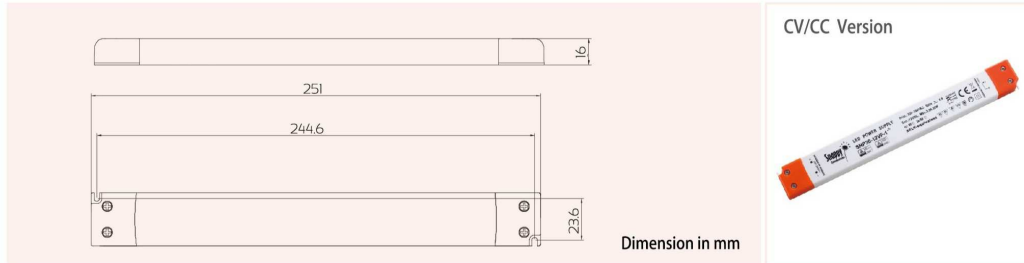
Rated input voltage: AC200-240V 50Hz (power factor measured at AC230V and full load)

Model No.	Constant out voltage	Load	Max output Current	PF	Ta	Tc	L×W×H	Approval
SNP30-12VF	12V	0-30W	2.5A	≥0.9	45℃	85℃	159.9X57.8X18	TUV SAA
SNP30-24VF	24V	0-30W	1.25A	≥0.9	45℃	85℃	159.9X57.8X18	TUV SAA

Model No.	Constant output Current	Load	Max output Voltage	PF	Ta	Tc	L×W×H	Approval
SNP30-500IF	500mA	15-30W	60VDC	≥0.9	45℃	85℃	159.9X57.8X18	TUV SAA
SNP30-700IF	700mA	15-30W	42VDC	≥0.9	45℃	85℃	159.9X57.8X18	TUV SAA
SNP30-1050IF	1050mA	15-30W	28.6VDC	≥0.9	45℃	85℃	159.9X57.8X18	TUV SAA
SNP30-1400IF	1400mA	15-30W	21VDC	≥0.9	45℃	85℃	159.9X57.8X18	TUV SAA
SNP30-2100IF	2100mA	15-30W	14.3VDC	≥0.9	45℃	85℃	159.9X57.8X18	TUV SAA

# Linetype LED Power Supply

SNP30-VF-1/SNP30-IF-1/SNP30-VF-2



## Characteristics


Rated input voltage: AC200-240V 50Hz (power factor measured at AC230V and full load)

Model No.	Constant output voltage	Load	Max output Current	PF	Ta	Tc	L×W×H
SNP30-12VF-1	12V	0-30W	2.5A	≥ 0.9	50℃	80℃	251X30X16
SNP30-24VF-1	24V	0-30W	1.25A	≥ 0.9	50℃	80℃	251X30X16
SNP30-12VF-2	12V	0-30W	4.2A	≥ 0.9	45℃	80℃	251X30X16
SNP30-24VF-2	24V	0-30W	2.08A	≥ 0.9	45℃	80℃	251X30X16

Model No.	Constant output current	Load	Range output voltage	PF	Ta	Tc	L×W×H
SNP30-350IF-1	350mA	15-30W	43-86VDC	≥ 0.9	50℃	80℃	251X30X16
SNP30-500IF-1	500mA	15-30W	30-60VDC	≥ 0.9	50℃	80℃	251X30X16
SNP30-700IF-1	700mA	15-30W	21-43VDC	≥ 0.9	50℃	80℃	251X30X16
SNP30-1050IF-1	1050mA	15-30W	14-29VDC	≥ 0.9	50℃	80℃	251X30X16
SNP30-1400IF-1	1400mA	15-30W	11-22VDC	≥ 0.9	50℃	80℃	251X30X16

## Reliable Technical Data

- Rated Input Voltage:200-240VAC
- Input Frequency:50Hz
- Output Power:30W
- Body:PC
- Open Circuit;Short Circuit;Over Load;
- Over Heat Protection
- Safety According to EN61347-1,EN61347-2-13
- EMI According to EN55015
- EMS According to EN61000-3-2;EN61000-3-3;EN61547
- EMF According to EN62493-2010
- ERP According to EN1194-2012



# LED DRIVER TECHNICAL SPEC

<b>Code</b>	SNP30-12VF-2		
<b>Description</b>	Constant Voltage Led Driver,input 200-240V AC,output 12V DC		
<b>items</b>	<b>conditions</b>	<b>request</b>	<b>note</b>
<b>1.input</b>			
1.1 rated input voltage	Ta	AC200-240V	
1.2 input voltage scope	Ta	AC180-264V	
1.3 input voltage frequency	Ta	50/60Hz	
1.4 input current		<0.22A	
1.5 input power	25°C,input rated voltage, output max rated load	<37W	
1.6 Efficiency	25°C,input rated voltage, output max rated load	85%	Type
1.7 power consumption without load	25°C,input rated voltage,output without load	<0.5W	Average
1.8 power factor	25°C,input rated voltage, output max rated load	≥0.90	
1.9 input surge current	25°C,input rated voltage, output max rated load	<60A	Peak
<b>2.output</b>			
2.1 startup time	25°C,input rated voltage, output max rated load	0.5S @180Vac 50Hz	
2.2 constant output current and precision	Ta ,input rated voltage, output max rated load	--	
2.3 rated output power/led lights quantity	Ta ,input rated voltage	--	
2.4 output current ripple wave	25°C,input rated voltage, output max rated load	--	
2.5 overshoot	25°C,input rated voltage,output for 2 lights connection,	--	
2.5 rated output voltage and precision	Ta ,input rated voltage,output rated load	12V±5%	
2.6 output voltage ripple wave	25°C,input rated voltage, output max rated load	250mV	Vp-p
2.7 output open circuit voltage	Ta ,input rated voltage, output without load		
2.8 dimmable mode		--	
2.9 dimmable scope		--	
<b>3. protection</b>			
3.1 open circuit protection	Ta,input rated voltage, output without load	"--	
3.2 overload protection	Ta ,input 0.94-1.06 times rated voltage,output 1.1 times rated load	yes	
3.3 short circuit protection	Ta ,input 0.94-1.06 times rated voltage,output short circuit for 1 hour	yes	
3.4 over heat protection	before Tc temperature reaches 115°C	"--	
3.5 automatically re-start	Ta , overload, short circuit, over heat protection retreated	yes	
<b>4. temperature and others</b>			
4.1 working temperature		-20°C~45°C	
4.2 relative humidity		45%~85%	
4.3 max cover temperature		85°C	<90°C
4.4 life span	under max Ta,input rated voltage and ouput max rated load	30000hr	
4.5 working noise	25°C,under the condition of input rated voltage,output rated load,background noise<30dB, pickup is 10cm far away from product		
<b>5. mechanical structure, mounting and connection way</b>			
5.1 cover material and sizes	plastic cover,L251xW30xH16mm		
5.2 mounting mode	independent		
5.3 anti-electric shock	Class II		
5.4 protection grade	IP20		
5.5 input connection way	H03VVH2-F 2X0.75mm <sup>2</sup>		
5.6 output connection way	H03VVH2-F 2X0.75mm <sup>2</sup>		
5.7 output wires length	2meter max		
<b>6. Standard request</b>			
6.1 safety	IEC61347-1、IEC61347-2-13		
6.2 harmonic	25°C,input rated voltage,MAX rated load	IEC61000-3-2	
6.3 EMI	25°C,input rated voltage,load is typical lights	IEC55015	
6.4 EMS	25°C,input rated voltage,load is lights	IEC61547	
6.5 Mark	F and MM mark		
<b>Made by</b>		<b>version</b>	<b>A1</b>
<b>Audit</b>			

Approved			
----------	--	--	--